



CIMSOURCE
DIGITAL TOOL SERVICES

ToolPal

Tool Management on Demand



ToolPal - Your personal Tool Manager!


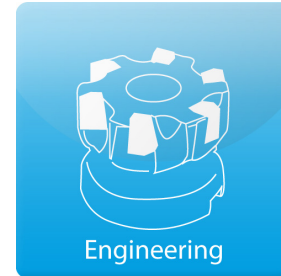
Scaled to demand, zero maintenance cost, zero hardware cost, 100% tool data. ToolPal offers precisely the features of a Tool Management system that you really need. And provides the matching computing power and disk space. With ToolPal you'll organize your shop floor efficiently and not mess with software implementation or up-date procedures.

Who uses ToolPal?

- Manufacturing operations that want to bank on a high performance Tool Management.
- Tool distributors willing to bring Value Added Services in terms of tool supply or in terms of technology management to their customers.

Who benefits from ToolPal?

- Industrial Engineering is always aware of which tool may be used for which part on which machine.
- NC-planning builds 3D-assemblies for NC-verification
- The tool crib always knows where each tool is located and which condition it is in.
- Operations reduce downtime, because the right tool is put in place at the right time.



**» ToolPal is service, not software!
No need for you to buy, install or
maintain any software. «**





Engineering

The *Engineering* Module features the administration of tool assemblies in PPR (product-process-resource) relations and organizes the manufacturing know-how.

Perspective

Engineering helps to navigate through the technology know-how via PPR-Relations

- Which tools for which tasks (manufacturing processes) on which machines for which work pieces?

And shows where-used relations.

- Which components are used in which tool assembly?
- Which components do I need to build this tool assembly?
- In which process is this tool used?

Focal points of application

- Data entry and maintenance of tool components, configuration of tool assemblies, data generation for nc-verification.


- Reduce number of tool items in use

Entry screen

- Display of processes and work pieces “waiting” to be released. The engineer is immediately aware of what action is needed.
- Changes of tool assemblies, e.g. if during night shift a tool was changed (including changes of speeds and feeds), it will be displayed here.
- Direct access to tool configurations including the 3D graphics generator.

Domain for

- the tooling engineer,
- the nc-programmer
- the manufacturing engineer and industrial engineer.
- But also product engineers learn about manufacturing options.



Picture: SMS Siemag AG



Shop Floor

The feature set of *Shop Floor* supports tool crib administration and helps to control and monitor the tool flow on the shop floor

Perspective

ToolPal views each instance of a tool item from the logistics perspective.

- Which tools need to be delivered to which machine?
- Where and in which status is a certain tool,
- how is it to be assembled and
- are all required tool components at hand?

Focal points of application

- Calculate tool demand (Gross-/Net-demand), generate delivery orders for tool assemblies.
- Create tool layouts pragmatically, create and administer tool items.
- Push tools to presetting and pass them on to the machines including correction values.
- Administer cutter grind and monitor refurbishment


- View the list of tools that are not yet assigned to a storage location (incl. the status indicators - disassemble, store as assembly)
- Execute inventory bookings via Drag-and-Drop.
- [Reduce inventory](#)
- [Reduce downtimes of machines](#)

Entry screen

- Delivery orders for tool assemblies
- Overview of the next manufacturing jobs
- Overview of machine status (running, idle, break down)

Domain for

- [the tool crib,](#)
- [tool assembly and presetting and](#)
- [the machine operators.](#)





Supply Chain

Here you'll find the features to support procurement and in-bound logistics of tool components, including the integration of tool dispensers.

Perspective

View on tool components from the supply-perspective.

- Which tool components' inventory is down to minimum stock level?
- Are there indications for a special demand?
- How can purchase orders be smartly bundled?
- Is a purchase order for a tool component already released and if yes, when will it be available?

Focal points of application

- Releasing of purchase orders, monitoring of inventory levels, control of delivery status
- Maintenance of supplier data
- Maintenance of logistics parameters (safety stock, minimum order quantity, ...)
- Inventory management (incl. tool dispensers)

Entry screen

- Proposals for purchase orders
- Open purchase orders
- Short cut to master data

Domain for

- Tool disposition (tool crib)
- and buyer





Integration

- For presetters and an ever increasing number of CAM-systems standard interfaces are available to integrate ToolPal with your manufacturing environment.
- Tool dispensers of leading suppliers are integrated as well.
- Anything that is missing will be hooked on with the CS-Box. If for example a machine tool should be operated as storage location, you will access the relevant data with the help of CS-Box.

Tool database

ToolPal is based on our ToolsUnited-platform.

Thereby you gain instant access to

- more than 600.000 tool components
- application guidelines (speeds & feeds) and even
- 3D tool models.

Your advantage: You will start with a populated tool database!

Because the logic of ToolPal reflects reality: Without tool components (and the respective data) the wheels will never start turning!

Report Generator

- ToolPal is furnished with well established reports.
- You may edit each layout as you like or create completely new documents.
- You access the Report Generator via “administration”, where you may alter numerous other settings as well.

User Interface


- The shop floor is represented with the help of an integrated data model. The focal data object is the manufacturing process.
- Each screen that displays data objects may be used for data entry as well and vice versa.
- Objects that are administered by ToolPal have a storage location assigned to and are represented with index cards.
- All other objects (work piece, process or manufacturing job, machine) are displayed in PPR-page layout. Thereby you’ll browse your know-how easily.
- Bookings may be executed via Drag-and-Drop. It’s fun even if you don’t have touch-screen!

Statistics and reports

- Professional Business Intelligence Tool may be customized to your requirements. Not a standard feature (available as option).

Set up

The set up of your ToolPal takes just a few steps.

- Create tool components or upload them automatically.  **ToolsUnited** will help you to achieve this.
- Define the layout of your tool stores and assess the tool using ToolCapture.
- Create tool assemblies or upload them using Excel files.
- Enter your machines.
- Optional: Create the shop floor layout or upload a layout to graphically to represent the storage locations.
- Optional: Add measurement devices and fixtures.



Tool Management on Demand!

Scale the performance

The size of your operations determines the necessary computer power and disk space requirements. Rather than messing around with software implementation simply “tell” ToolPal the number of CNC-machines in your shop and your Tool Management system is up and running. (For the purpose of tool tracking ToolPal considers machine tools as stock locations.)

Safe and secure

ToolPal and thereby your Tool Management system runs on a secure high performance server at a professional computer center. Ask your IT-experts for their requirements for data security - we will exceed them!
It's true. 24/7 availability year round is nothing; if the Internet is not available. What if the WiFi breaks down? Take the ToolPal to the closest secure internet location or use your smart phone and on you go!

ToolCapture

For your ToolPal to become operational quickly, you need to take stock of the tools on the shop floor and relate a storage location for each tool. Backed by the mobile assistant *Capture Ally* this is really fun. Walk along the shop floor, take photos, scan bar codes, download missing data from ToolsUnited – done!

» From tool data assessment to
shop floor organization –
CIMSOURCE delivers 100%.
Guaranteed!«





CIMSOURCE GmbH
Kasernenstraße 22
52064 Aachen

phone +49 241 888 77 - 0
fax +49 241 888 77 - 10

info@cimsource.com
www.toolpal.de



CIMSOURCE GmbH

Since 1992, the birth date of the tool data exchange format StOB, CIMSOURCE structures the product databases of tool suppliers and organizes the tool data of manufacturing operations. Key to CIMSOURCE's achievements is the unique combination of IT- and manufacturing know-how gathered in more than 25 years of practice.

CIMSOURCE was established as a separate legal entity in 2013, delivering the 100% solution for your Tool Management. Developed by top-level software engineers, made operational by hands-on manufacturing experts. See for yourself!